

**\*Media:**

This Spradow test couplings have been developed for nitrogen and other inert gases.

**Application:**

Spradow nitrogen test couplings are applied for the monitoring and control of pressure as well as the ventilation and filling. The advantages of this system are - among other - connection at system pressure level, the easy connection to measurement control and switching devices, the leakproof connection and the integrated vibration security of the metal cap.

**Materials:**

Metal parts: Steel, Stainless steel upon request

Seals: material 1 (-20 °C to +100 °C) - standard  
 material 2 (-47 °C to +100 °C)

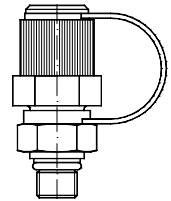
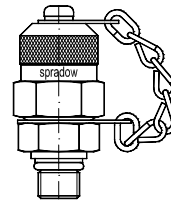

Hose: Polyamide (-35 °C to +100 °C); reinforcement: synthetic fibre

**Surface:**

CrVI-free.

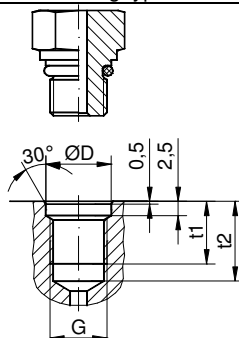
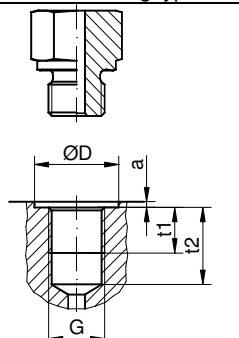
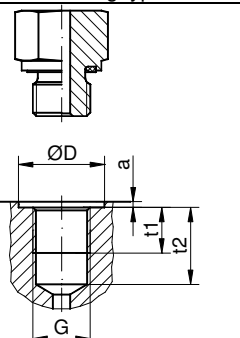
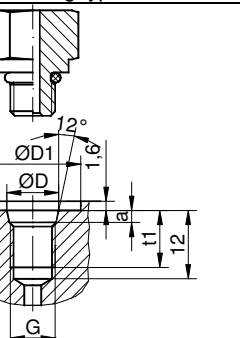
**Pressure:**

Max. working pressure of the test couplings - 630 bar, at 4-fold security.  
 For the union pieces (type DKO) please observe the instructions given by the corresponding producer.



The complete Spradow hydraulic series M16x2 is also available with universal cap type A made of steel or plastic.

## port connection and seals

o-ring type 1					metallic sealing type 2					soft sealing type 3					o-ring type 5						
																					
G	øD	t1	t2		G	øD	a	t1	t2	G	øD	a	t1	t2	G	øD1	øD	a	t1	t2	
M 8x1	9,5	11	14		M 8x1	13	1	8	10	M 10 x 1	15	1	8	10	5/16-24 UNF	17	9,1	1,9	10	12	
M 10x1	11,5	11	14		M 10 x 1	15	1	8	10	M 10x1,25	18	1,5	10	15	7/16-20 UNF	21	12,4	2,4	11,5	14	
					M 12 x 1,5	18	1,5	12	15	M 12 x 1,5	18	1,5	12	15	9/16-18 UNF	25	15,7	2,5	12,7	15,5	
					M 14 x 1,5	20	1,5	12	15	M 14 x 1,5	20	1,5	12	15							
					M 16 x 1,5	23	1,5	12	15	M 16 x 1,5	23	1,5	12	15							
					M 18 x 1,5	25	2	12	15	M 18 x 1,5	25	2	12	15							
					M 20 x 1,5	27	2	14	17	M 20 x 1,5	27	2	14	17							
					M 22 x 1,5	28	2,5	14	17	M 22 x 1,5	28	2,5	14	17							
					M 26 x 1,5	32	2,5	16	19	M 26 x 1,5	32	2,5	16	19							
					M 27 x 2	33	2,5	16	20	M 27 x 2	33	2,5	16	20							
					M 33 x 2	40	2,5	18	22	M 33 x 2	40	2,5	18	22							
					M 42 x 2	50	2,5	20	24	M 42 x 2	50	2,5	20	24							
					M 48 x 2	56	2,5	22	26	M 48 x 2	56	2,5	22	26							
					G 1/8	15	1	8	10,5	G 1/8	15	1	8	10,5							
					G 1/4	20	1,5	12	15,5	G 1/4	20	1,5	12	15,5							
					G 3/8	23	2	12	15,5	G 3/8	23	2	12	15,5							
					G 1/2	28	2,5	14	18,5	G 1/2	28	2,5	14	18,5							
					G 3/4	33	2,5	16	20	G 3/4	33	2,5	16	20							
					G 1	40	2,5	18	23	G 1	40	2,5	18	23							
					G 1 1/4	50	2,5	20	25	G 1 1/4	50	2,5	20	25							
					G 1 1/2	56	2,5	22	27	G 1 1/2	56	2,5	22	27							

Other dimensions on request. We reserve the right to change the technical performance. All dimensions in mm.

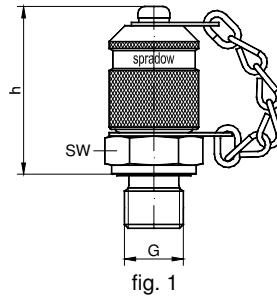


fig. 1

G	SW	h	fig.	sealing	part number
M8x1	17	37	1	o-ring type 1	1-G06-20-21-600-CF
M10x1	17	37	1	o-ring type 1	upon request
M10x1	17	37	1	soft sealing type 3	upon request
M10x1,25	17	37	1	soft sealing type 3	upon request
M12x1,5	17	37	1	soft sealing type 3	upon request
M14x1,5	19	37	1	soft sealing type 3	upon request
M16x1,5	22	37	1	soft sealing type 3	upon request
G 1/8	17	39	1	soft sealing type 3	upon request
G 1/4	19	37	1	soft sealing type 3	1-G06-29-11-600-CF
G 3/8	22	37	1	soft sealing type 3	upon request
G 1/2	27	39	1	soft sealing type 3	upon request
5/16-24 UNF	17	38	1	o-ring type 5	upon request
7/16-20 UNF	17	38	1	o-ring type 5	upon request
9/16-18 UNF	19	38	1	o-ring type 5	upon request

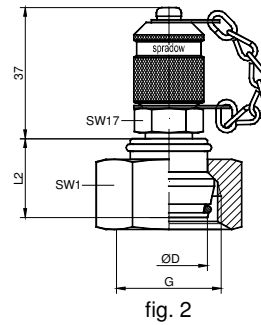
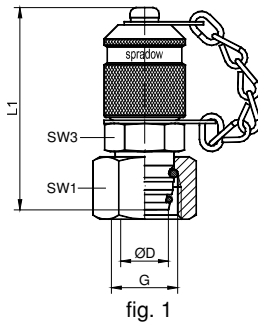
for metal cap type A (universal) with vibration security change 600 to	590
for metal cap type B (round) <b>without vibration security</b> change 600 to	020
for metal cap type A (universal) <b>without vibration security</b> change 600 to	010
for plastic cap type A (universal) yellow <b>without vibration security</b> change 600 to	100

G	SW	h	fig.	sealing	part number
<i>for low temperature use (sealings material 2; metal parts stainless steel 1.4305)</i>					
M8x1	17	37	1	o-ring type 1	upon request
M10x1	17	37	1	o-ring type 1	upon request
M10x1	17	37	1	soft sealing type 3	upon request
M10x1,25	17	37	1	soft sealing type 3	upon request
M12x1,5	17	37	1	soft sealing type 3	upon request
M14x1,5	19	37	1	soft sealing type 3	upon request
M16x1,5	22	37	1	soft sealing type 3	upon request
G 1/8	17	39	1	soft sealing type 3	upon request
G 1/4	19	37	1	soft sealing type 3	1-T12-29-23-660-05 <sup>1)</sup>
G 3/8	22	37	1	soft sealing type 3	upon request
G 1/2	27	39	1	soft sealing type 3	upon request
5/16-24 UNF	17	38	1	o-ring type 5	upon request
7/16-20 UNF	17	38	1	o-ring type 5	upon request
9/16-18 UNF	19	38	1	o-ring type 5	upon request

<sup>1)</sup> Sealing element is an o-ring.

for metal cap type A (universal) with vibration security change 660 to	650
for metal cap type B (round) <b>without vibration security</b> change 660 to	080
for metal cap type A (universal) <b>without vibration security</b> change 660 to	070
for plastic cap type A (universal) yellow <b>without vibration security</b> change 660 to	100

Other dimensions on request. We reserve the right to change the technical performance. All dimensions in mm.

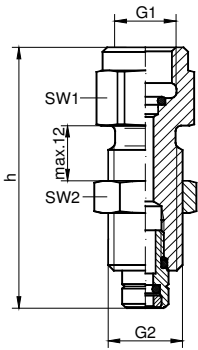


**type DKO**  
test coupling with 24° taper adapter

type	PN	pipe øD	L1	L2	SW1	SW3	h	G	type DKO part number	fig.
L	315	6	53		14	17	48	M12x1,5	upon request	1
		8	53		17	17	49	M14x1,5	upon request	1
		10	50		19	17	49	M16x1,5	upon request	1
		12	50		22	17	50,5	M18x1,5	upon request	1
		15	51		27	19	52	M22x1,5	upon request	1
		18		22	32		53	M26x1,5	upon request	2
		22		22	36		55	M30x2	upon request	2
		28		24	41		57,5	M36x2	upon request	2
		35		27	50		60	M45x2	upon request	2
		42		28	60		64,5	M52x2	upon request	2
S	630	6	54		17	17	49	M14x1,5	upon request	1
		8	51		19	17	49	M16x1,5	upon request	1
		10	51		22	17	49	M18x1,5	upon request	1
		12	51		24	17	49	M20x1,5	upon request	1
		14		24	27		50,5	M22x1,5	upon request	2
		16		20	30		52	M24x1,5	upon request	2
		20		25	36		53	M30x2	upon request	2
		25		27	46		57,5	M36x2	upon request	2
		30		29	50		60	M42x2	upon request	2
		315	38		32	60		64,5	M52x2	upon request
								metal cap type A (universal) with vibration security	upon request	
								metal cap type B (round) <b>without vibration security</b>	upon request	
								metal cap type A (universal) <b>without vibration security</b>	upon request	
								plastic cap type A (universal) yellow <b>without vibration security</b>	upon request	

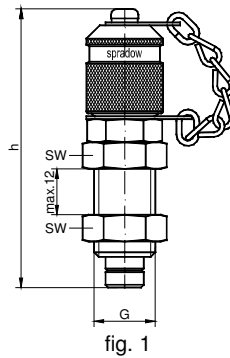
# M16x2-GAS\*

pressure gauge connector  
series: M16x2 - GAS



G1	SW1	SW2	h	G2	sealing	part number
G 1/4	19	19	57	M16x2	o-ring	upon request
G 1/2	27	24	67	M16x2	o-ring	upon request

bulkhead coupling  
series: M16x2 - GAS



G	SW	h	fig.	part number
M16x2	19	75	1	upon request
	metal cap type A (universal) with vibration security			upon request
	metal cap type B (round) <b>without vibration security</b>			upon request
	metal cap type A (universal) <b>without vibration security</b>			upon request
	plastic cap type A (universal) yellow <b>without vibration security</b>			upon request

Other dimensions on request. We reserve the right to change the technical performance. All dimensions in mm.

## high pressure hose series: M16x2-GAS

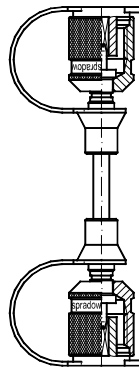
Max. working pressure:  
630 bar

Test hose:  
Nominal bore 2mm  
Min. bend radius:  
20 mm

Pressure / t° factor:  
at 20°C 100%  
at 40°C 95%  
at 60°C 90%  
at 80°C 80%  
at 100°C 70%

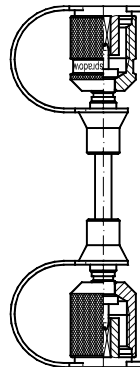
**Hose construction**  
Hose core and cover:  
PA  
Reinforcement:  
synthetic fibre  
bursting pressure:  
>1900 bar

series: M16x2



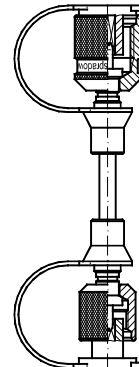
series: M16x2

series: M16x2



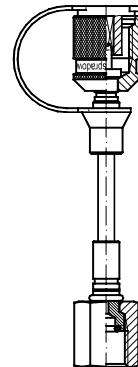
series: M16x1,5

series: M16x2



series: S12x1,5

series: M16x2

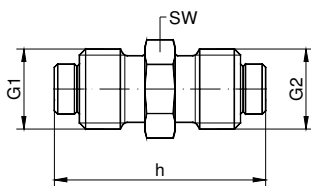


pressure gauge connect-  
or G 1/4

length L <sup>1)</sup> acc. DIN 20066	part number			
200	1-975-04-04-010-CF	1-975-04-10-010-CF	1-975-04-12-010-CF	1-975-02-04-010-CF
400	1-975-04-04-040-CF	1-975-04-10-040-CF	1-975-04-12-040-CF	1-975-02-04-040-CF
630	1-975-04-04-060-CF	1-975-04-10-060-CF	1-975-04-12-060-CF	1-975-02-04-060-CF
800	1-975-04-04-080-CF	1-975-04-10-080-CF	1-975-04-12-080-CF	1-975-02-04-080-CF
1000	1-975-04-04-090-CF	1-975-04-10-090-CF	1-975-04-12-090-CF	1-975-02-04-090-CF
1500	1-975-04-04-100-CF	1-975-04-10-100-CF	1-975-04-12-100-CF	1-975-02-04-100-CF
2000	1-975-04-04-110-CF	1-975-04-10-110-CF	1-975-04-12-110-CF	1-975-02-04-110-CF
2500	1-975-04-04-120-CF	1-975-04-10-120-CF	1-975-04-12-120-CF	1-975-02-04-120-CF
3200	1-975-04-04-130-CF	1-975-04-10-130-CF	1-975-04-12-130-CF	1-975-02-04-130-CF
4000	1-975-04-04-140-CF	1-975-04-10-140-CF	1-975-04-12-140-CF	1-975-02-04-140-CF

<sup>1)</sup> Other length upon request.

## hose connector series: M16x2 - GAS



without valve function

G1	SW	h	G2	part number
M16x2	17	42	M16x2	upon request
M16x2	17	42	M16x1,5	upon request

For suitable pressure gauges please see our catalogue.