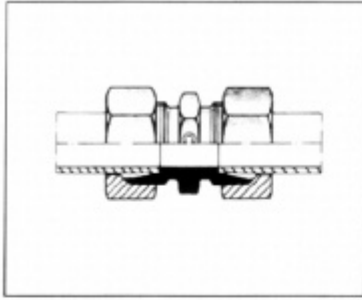


CONEXA



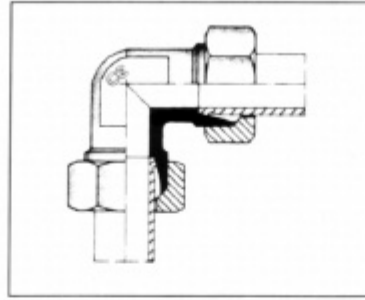
PRÄZISIONS-
ARMATUREN

Präzisions Armaturen



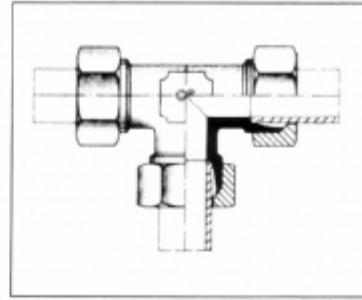
C-G

Gerade-Verschraubungen
Straight couplings
Uniones dobles



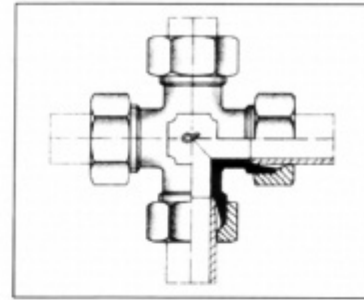
C-W

Winkel-Verschraubungen
Equal elbow couplings
Codos iguales



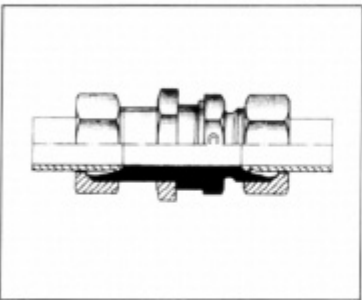
C-T

T-Verschraubungen
Equal tees
Tees iguales



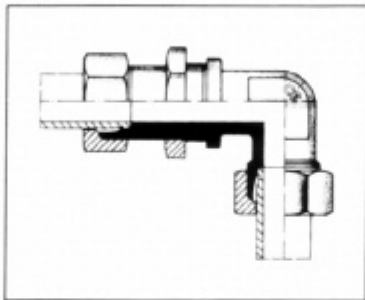
C-K

Kreuz-Verschraubungen
Equal cross
Cruces iguales



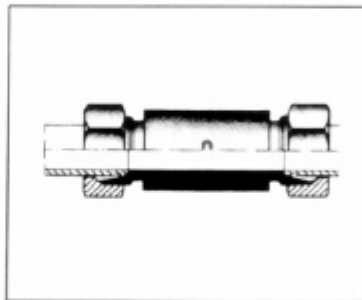
C-SV

Gerade-Schottverschraubungen
Straight bulkhead couplings
Uniones rectas pasatabiques



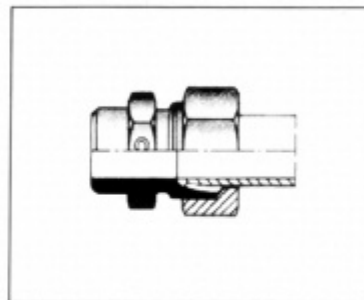
C-WSV

Winkel-Schottverschraubungen
Bulkhead elbow couplings
Uniones en codo pasatabiques



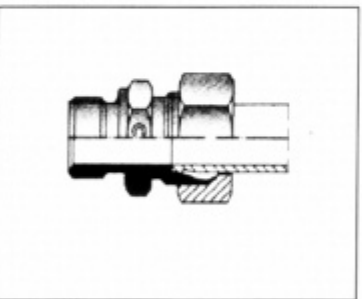
C-ESV

Einschweiß-Schottverschraubungen
Welding bulkhead couplings
Uniones rectas pasatabiques para sodar



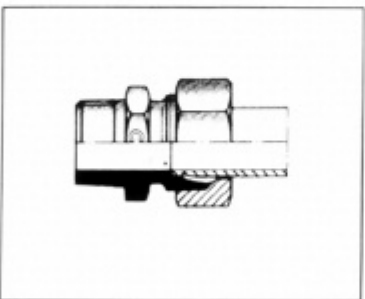
C-ASK

Gerade-Anschweißverschraubungen
Welding couplings
Uniones rectas para soldar



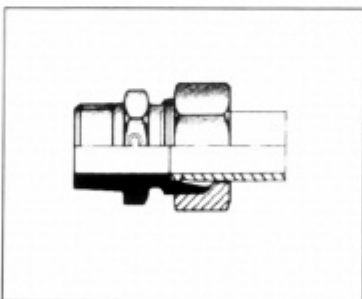
C-GE-R/M zyl.

Gerade-Einschraubverschraubungen
Male stud couplings
Racores rectos



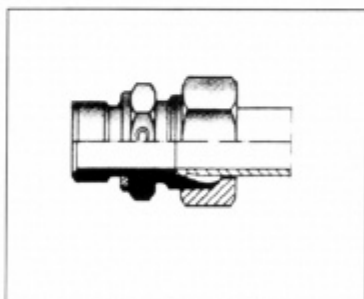
C-GE-R/M keg.

Gerade-Einschraubverschraubungen
Male stud couplings
Racores rectos



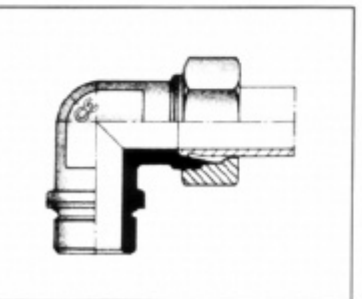
C-GE-NPT

Gerade-Einschraubverschraubungen
Male stud couplings
Racores rectos



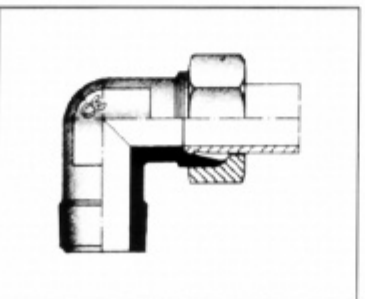
C-GE-R/M-WD

Gerade-Einschraubverschraubungen
Male stud couplings
Racores rectos



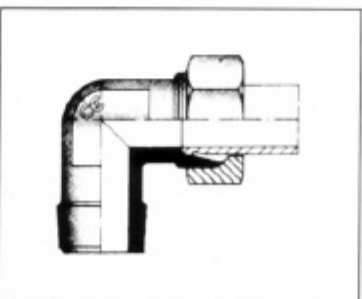
C-WE-R/M zyl.

Winkel-Einschraubverschraubungen
Male stud elbows
Racores en codo



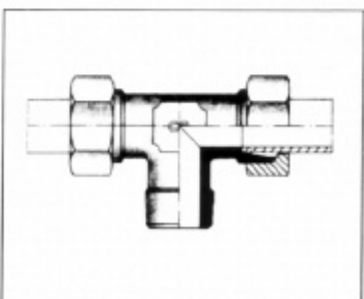
C-WE-R/M keg.

Winkel-Einschraubverschraubungen
Male stud elbows
Racores en codo



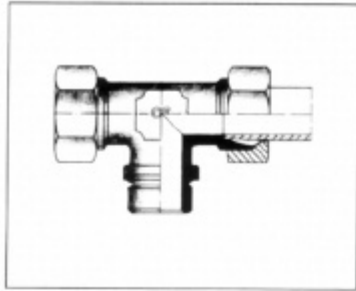
C-WE-NPT

Winkel-Einschraubverschraubungen
Male stud elbows
Racores en codo



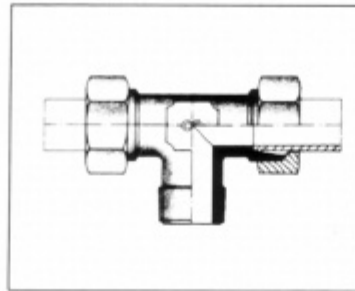
C-TE-R/M keg.

T-Einschraubverschraubungen
Male stud branch tees
Racores en T, rosca central



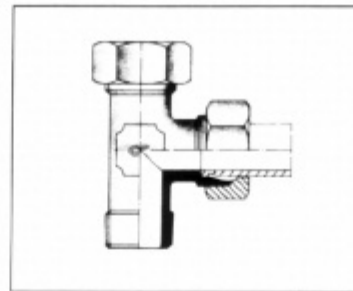
C-TE-R/M zyl.

T-Einschraubverschraubungen
Male stud brunch tees
Racores en T, rosca central



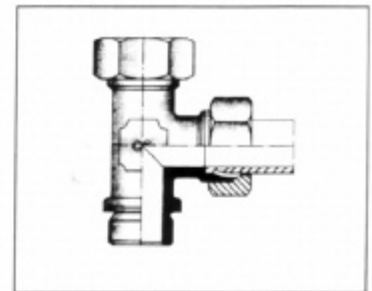
C-TE-NPT

T-Einschraubverschraubungen
Male stud brunch tees
Racores en T, rosca central



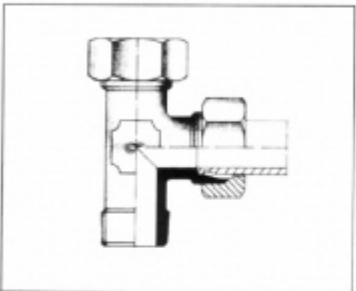
C-LE-R/M keg.

L-Einschraubverschraubungen
Male stud barrel tees
Racores en L, rosca lateral



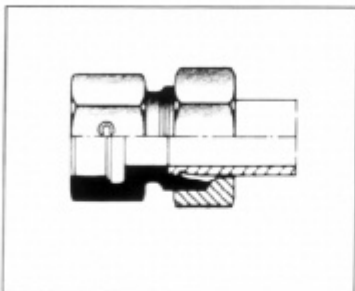
C-LE-R/M zyl.

L-Einschraubverschraubungen
Male stud barrel tees
Racores en L, rosca lateral



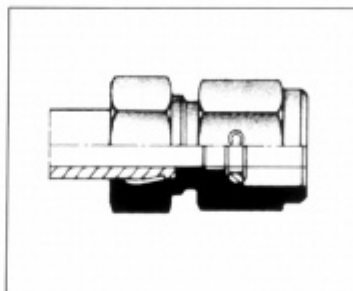
C-LE-NPT

L-Einschraubverschraubungen
Male stud barrel tees
Racores en L, rosca lateral



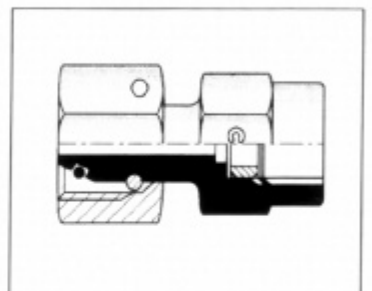
C-GAI-R/M

Gerade-Aufschraubverschraubungen
Straight female couplings
Uniones hembra



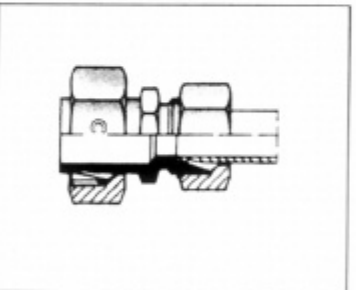
C-MAV-R

Manometer-Anschlußverschraubungen
Manometer couplings
Uniones hembra para manometro



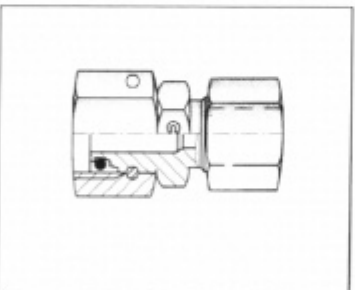
C-MAVE

Einstellbare Manometer-Anschlußverschraub.
Adjustable manometer couplings
Uniones orientables para manometro con cono



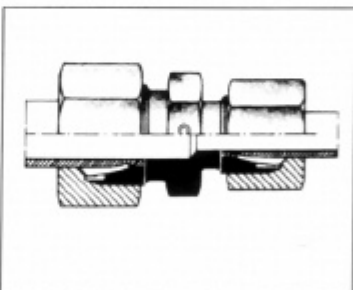
C-KOR

Konus Reduzieranschlüsse
Reducing standpipes
Adaptadores de reduccion



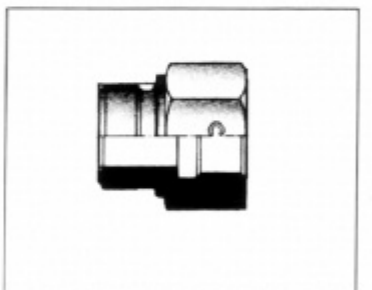
C-RED

Konus Reduzieranschlüsse mit Dichtkegel
Reducing standpipes with taper
Adaptadores de reduccion con cono



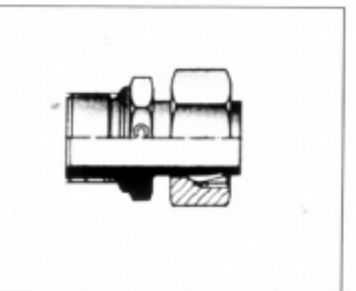
C-GR

Gerade-Reduzierverschraubungen
Straight reducing couplings
Uniones dobles de reduccion



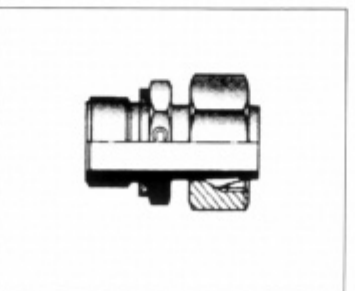
C-RI

Reduzierstutzen
Reducing thread adaptors
Adaptadores de reduccion macho/hembra



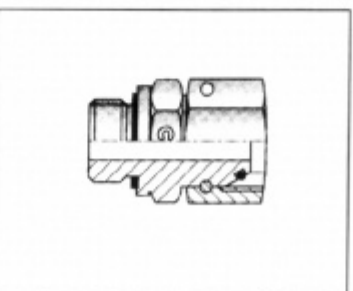
C-EVGE-R/M

Einschraubstutzen
Standpipe adaptors
Adaptadores de tubo liso



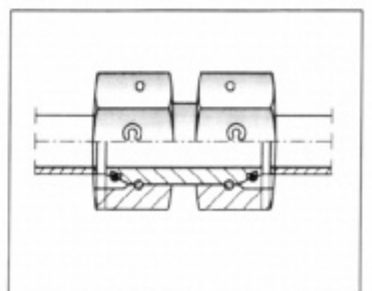
C-EVGE-R/M-WD

Einschraubstutzen
Standpipe adaptors
Adaptadores de tubo liso



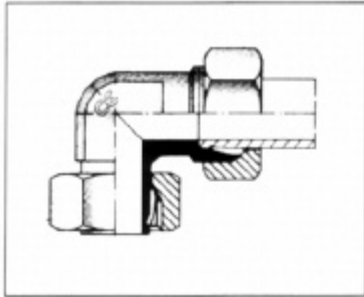
C-EGE-R/M-WD

Einschraubstutzen mit Dichtkegel
Standpipe adaptors with taper
Adaptadores de tubo liso con cono



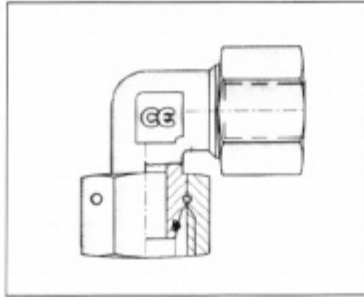
C-GZ

Gerades Zwischenstück mit Dichtkegel
straight coupling for cons
uniones de tubo liso con cono



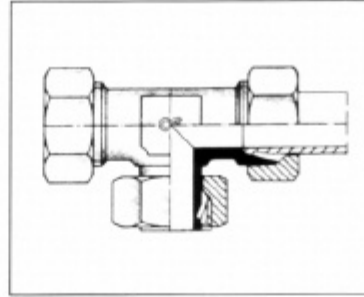
C-EVW

Einstellbare Winkelanschlußverschraubungen
Adjustable elbow couplings
Codo orientable, ejecucion macho



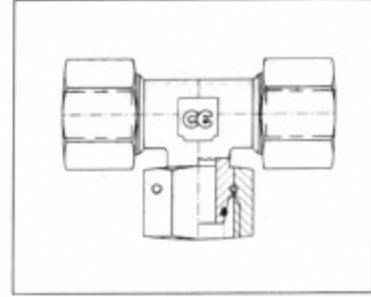
C-EW

Einstellbare Winkelanschlußverschraubungen
Adjustable elbow couplings with taper
Codo orientable, ejecucion macho con cono



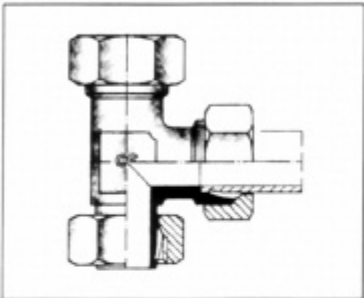
C-EVT

Einstellbare T-Anschlußverschraubungen
Adjustable branch tee couplings
Tes orientables



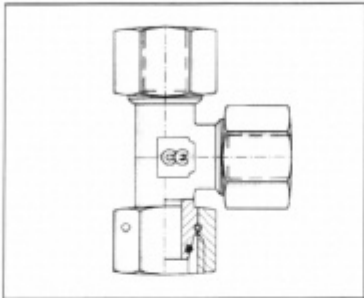
C-ET

Einstellbare T-Anschlußverschraubungen
Adjustable branch tee couplings with taper
Tes orientables con cono



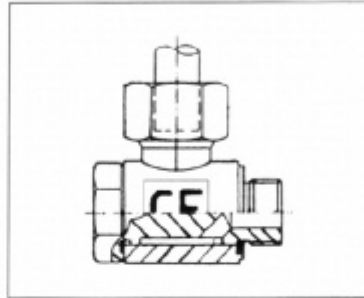
C-EVL

Einstellbare L-Anschlußverschraubungen
Adjustable barrel tee couplings
Tes orientables invertidos



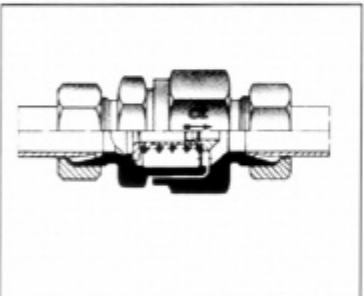
C-EL

Einstellbare L-Anschlußverschraubungen
Adjustable barrel tee couplings with taper
Tes orientables invertidos con cono



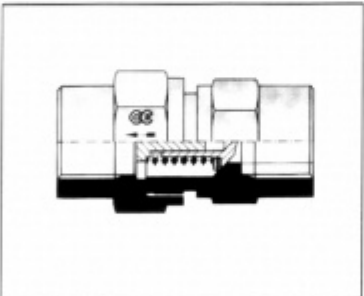
C-WH-R/M

Hochdruck-Schwenkverschraubung
Heavy pressure banjo couplings
Racores orientables sin estrangulacion



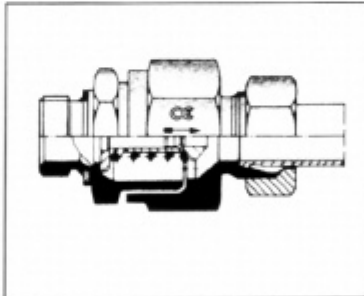
C-RHD

Rückschlagventile
Non-return valves
Valvulas anti-retorno



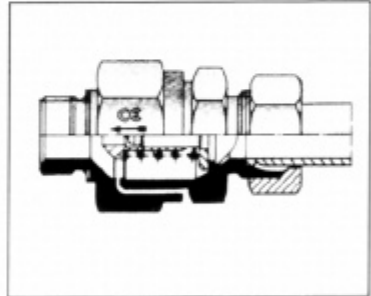
C-RHDI

Rückschlagventile
Non-return valves
Valvulas anti-retorno con roscas interiores



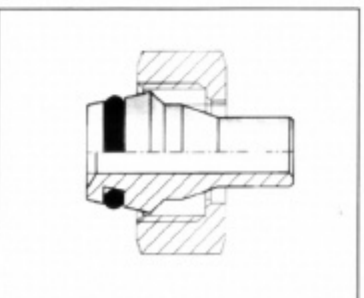
C-RHV-R/M-WD

Rückschlagventile
Non-return valves
Valvulas anti-retorno



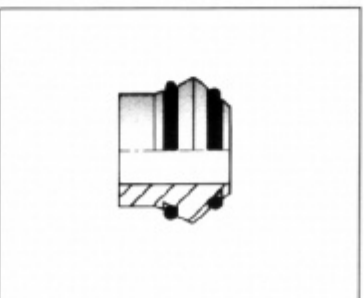
C-RHZ-R/M-WD

Rückschlagventile
Non-return valves
Valvulas anti-retorno



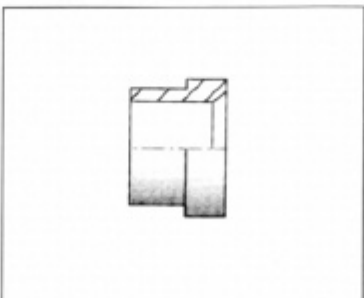
C-SKA/C-SKAR

Schweißnippel/-reduzierung m. O-Ring
Welding nipple/-reducer with O-Ring
Casquillo para soldar con junta tórica



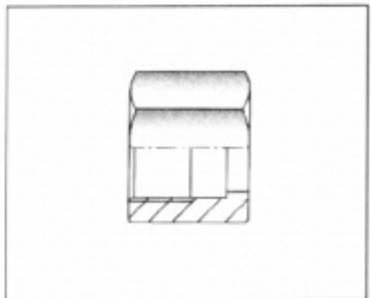
C-ABA

Adapter mit O-Ring
Adapter with O-Ring
Adaptador



C-TX

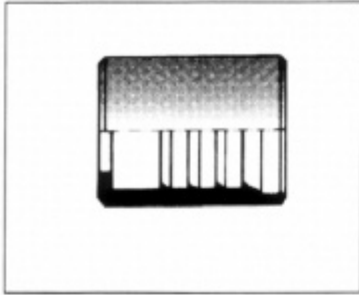
Druckring
Sleeve
Casquillo



C-MBA

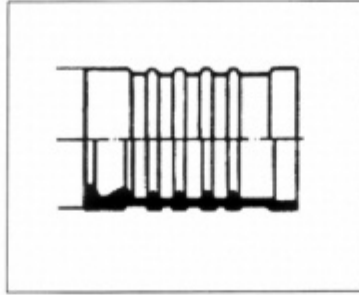
Überwurfmutter
Nut
Tuerca

Präzisions Schlauch-Armaturen



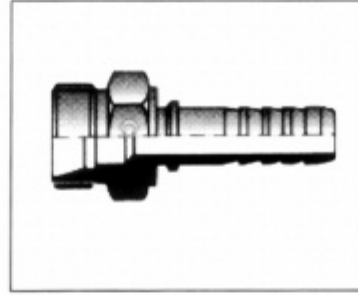
C-PH1/PH2/PH3/PH4

Preßfassungen
Swaged sockets
Casquillo



C-PH4/SH

Preßfassungen
Swaged sockets
Casquillo extrema presion



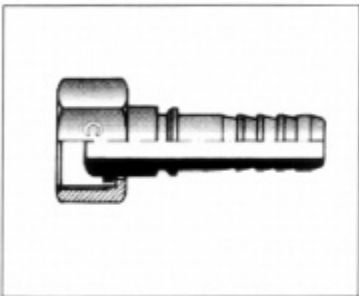
C-CE

Außengewinde 24° Konus
Metric male 24° cone
Macho metrico 24°



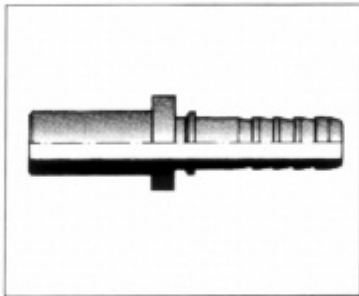
C-DKO 45°/90°

Dichtkegel 24° Konus
Metric female swivel 24° cone
Hembra metrica DKO



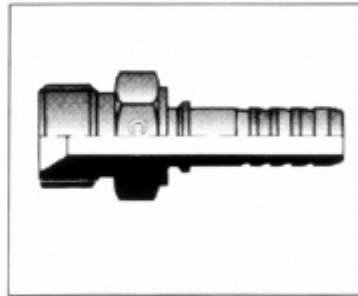
C-DKM/DKR 45°/90°

Dichtkegel 24° Konus
Metric female swivel 24° cone
Hembra metrica 24°



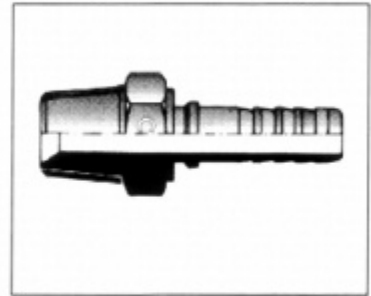
C-BE 45°/90°

Rohrstutzen
Standpipe
Tubular



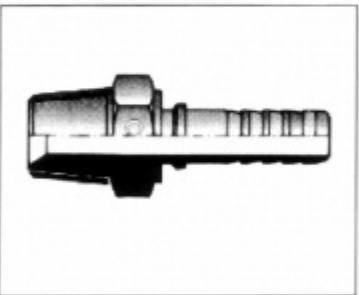
C-AG-R/M zyl.

Außengewinde
Stud thread
Macho BSP cilindrico cono 60°



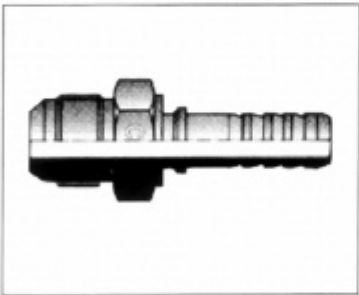
C-AG-R keg.

Außengewinde
Stud thread
Macho BSP (conico)



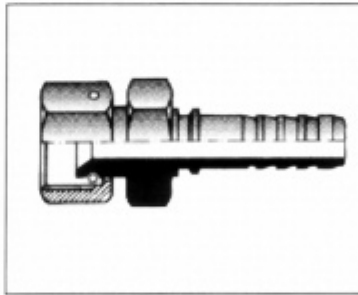
C-AG-NPT

Außengewinde
Stud thread
Macho NPT



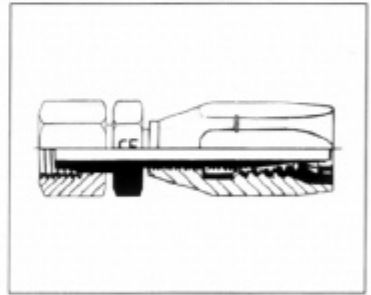
C-AGJ

Außengewinde
Stud thread
Macho SAE cono 37°



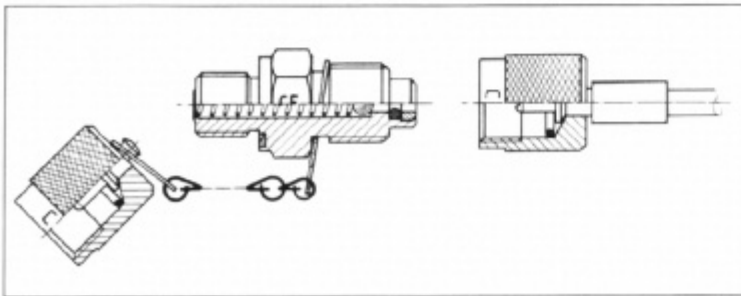
C-DKJ 45°/90°

Dichtkegel
Female swivel
Hembra SAE cono 37°



C-WVA 45°/90°

Wiederverwendbare Schlaucharmaturen
re-usable hose connectors
rácores para tubos multiusados



Meßschläuche und Meßkupplungen für Fluidsysteme
flexible hoses and measuring points for fluid measuring systems
tubos flexibles y conectores para sistemas de control de fluidos

Wir bieten:

Rohrverschraubungen nach DIN 2353 aus Stahl und Edelstahl 1.4571

Schlaucharmaturen aus Edelstahl 1.4571

CON-LOC® JIC 37° / Bördelverschraubungen aus Stahl und Edelstahl

Rückschlagventile, Absperrventile, Kugelhähne aus Stahl und Edelstahl

Armaturen, Fittings und Sonderteile aus Edelstahl und Sonderwerkstoffen

Aus eigener Fertigung

Technologieberatung für Fluid-Systeme

Unser Unternehmen ist zertifiziert nach DIN ISO 9001 / EN 29001,

TÜV-geprüft nach AD-W0/TRD 100,

DVGW-geprüft und

unsere Verschraubungen sind einsetzbar nach TRR 100.

Our quotation:

Pipe couplings (bite type) according to DIN 2353 out of carbon steel and stainless steel (Aisi 316 Ti)

Hose fittings out of stainless steel (Aisi 316 Ti)

CON-LOC®-Pipe couplings (flare-type) JIC 37° out of carbon steel and stainless steel

Non-return valves, Shut-off valves, Ball valves out of carbon steel and stainless steel

Manifolds, Fittings and special parts out of stainless steel and corrosion proof alloys

Own manufacturing

Technological assistance for maintenance and construction of fluid-systems

**Ofrecemos:**

Rácores para tubos según DIN 2353 en acero de carbono e acero inox 1.4571

Rácores para tubos flexibles en acero inox 1.4571

Uniones roscadas CON-LOC® con cono JIC 37° en acero de carbono e acero inox

Válvulas de retención, Válvulas de paso, Válvulas esféricas en acero de carbono e acero inox

Valvueria, accesorios y piezas especiales en acero inox y materiales especiales

Fabricación propia

Asessoria tecnológica relativa a sistema para fluidos

